



RC150A-7.3 Deluge Nozzle

SPECIFICATION SHEET

Rev 1.0 11-15-2014

- **1.5" Deluge Nozzle**
- **Made of Stainless Steel and Kevlar Composite**
- **Flows Water or Foam-Water Solution***
- **Mount Vertically or Horizontally**
- **FM Approved**
- **Weight: 2 lbs 4 oz**
- **Length: 5-1/2 inches**
- **NPT Threading**



The International Fog Inc (IFI) Deluge-Tech nozzles use patented IFI fog and rotor technology and are designed to control and suppress fires. IFI Deluge-Tech nozzles are installed on fixed fire protection systems. The nozzles are designed to apply cooling water to exposed vertical, horizontal, curved and irregular shaped surfaces to protect objects from adjacent fires as well as to control or extinguish fire within a protected hazard area. The IFI Deluge-Tech RC150A-7.3 Nozzle has a rotor that improves water droplet momentum and distribution, making it a more effective suppression nozzle than conventional deluge nozzles with deflector plates. The water is simultaneously directed at a wide angle, providing a protective water curtain, as well as forward which allows for greater reach. The nozzle is used in applications where deluge water spray systems are installed for special hazards protection. The IFI nozzle produces superior protection with a minimum water pressure of 25 psi to a maximum pressure of 175 psi. The nozzle may be oriented in any direction necessary to protect the hazard.



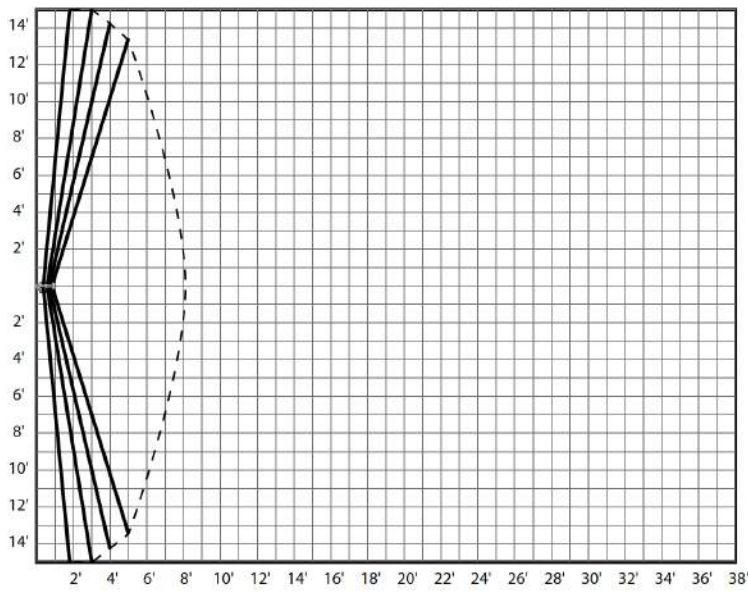
MODEL DESIGNATION	RC150A
Nominal K-Factor	7.3**
Strainer	Included in assembly
Installation Positions	Horizontal or Vertical (0 to 180 degrees)
Min and Max Working Pressures	25 to 175 PSI
Nominal Spray Angle	170 Degrees
Spray Coverage	The RC150A provides a wide angle spray reaching 28 ft wide and out to 8 ft at its maximum pressure



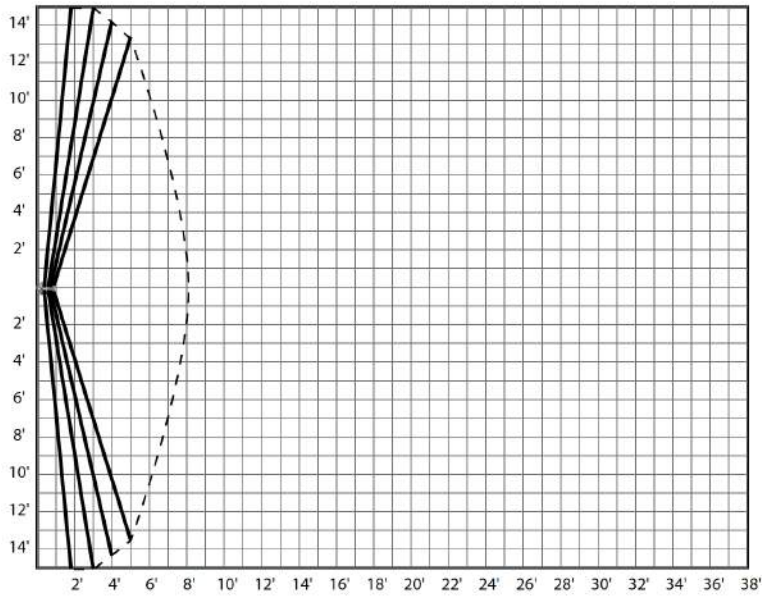
International Fog, Inc
 6 Ferndale Road
 Seven Valleys, PA 17360
www.internationalfog.com
 Voice: 1-312-351-5919
 email: info@internationalfog.com

*The use of Foam has not been FM verified

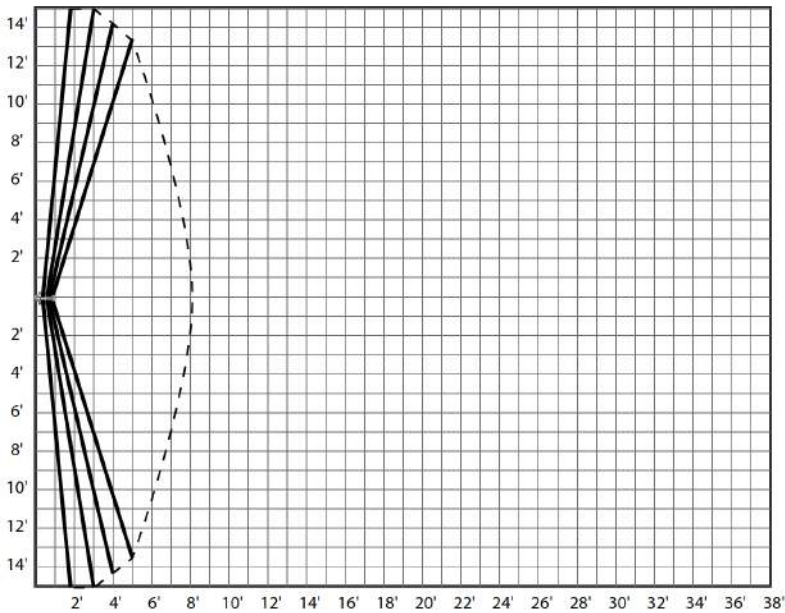
**The measured K-factor of the RC150A nozzle is within 6% of the published K-factor



Top and Side View of spray pattern from RC150A Nozzle at 100 psi
Spray angle of 167 degrees



Top and Side View of spray pattern from RC150A Nozzle at 125 psi
Spray angle of 166 degrees



Top and Side View of spray pattern from RC150A Nozzle at 150 psi
Spray angle of 167 degrees

Scale: Each square represents 1 square ft. Dotted line indicates effective width and depth of coverage for the fog pattern.